

# Making Kids Count in Senate District 30

**KIDS COUNT in Colorado!** is an annual publication of the Colorado Children's Campaign that provides the best available state- and county-level data to measure and track the health, education and general well-being of our state's children. Below are data for select indicators of child well-being for your legislative district. For more data on how children are faring in your community, visit our website at [www.coloradokids.org](http://www.coloradokids.org) to download the full report.



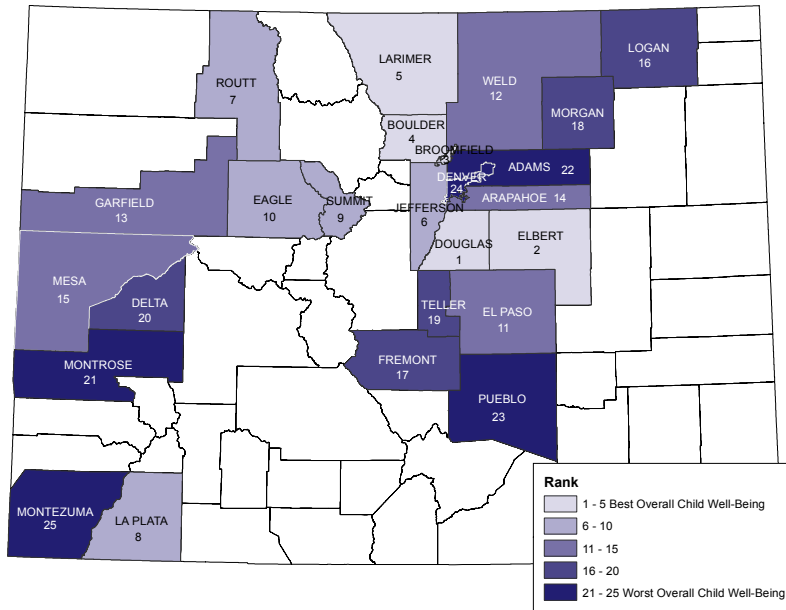
## The Colorado Child Well-Being Index: How do your counties rank?

The well-being of our state's children varies widely from place to place. In some communities, children and families enjoy advantages such as high-quality early learning and development programs, access to quality health care, and high-performing schools, while in other communities, children face risk factors like high poverty rates and limited access to healthy foods. The Colorado Child Well-Being Index ranks 25 of the largest counties in Colorado on 11 indicators of child well-being to provide a broad picture of how the well-being of children varies across the state.

The following indicators are included in the Colorado Child Well-Being Index:

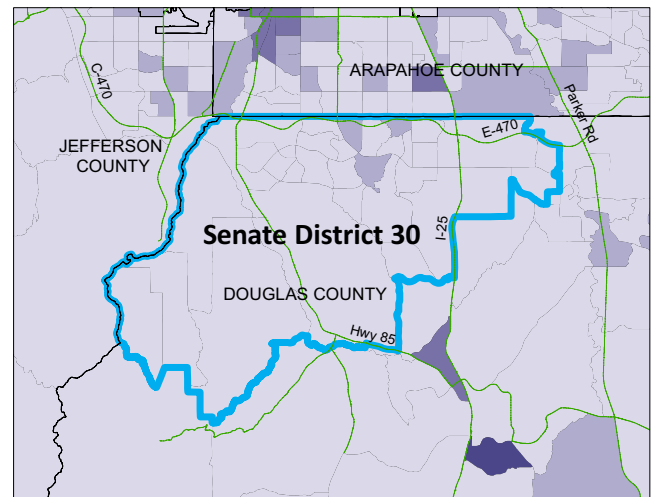
- Low weight births
- Uninsured children
- Overweight or obese children
- Infant mortality rate
- Teen birth rate
- Single-parent families
- Children in poverty
- Births to women without a high school diploma or GED
- High school dropout rate
- Teens not attending school and not working
- Fourth grade students reading below grade level

County	Rank
Douglas	1
Elbert	2
Broomfield	3
Boulder	4
Larimer	5
Jefferson	6
Routt	7
La Plata	8
Summit	9
Eagle	10
El Paso	11
Weld	12
Garfield	13
Arapahoe	14
Mesa	15
Logan	16*
Fremont	17
Morgan	18
Teller	19
Delta	20
Montrose	21
Adams	22
Pueblo	23
Denver	24
Montezuma	25



## Child Poverty

In 2014, Colorado's child poverty rate declined for the second year in a row, marking the first back-to-back decline in more than a decade. Despite this decline, 15 percent of Colorado children (more than 190,000 kids) lived in poverty in 2014. Poverty is defined as an annual income below \$23,850 for a family of four. Child poverty rates vary across the state, as illustrated in the adjacent map of child poverty rates by census tract.

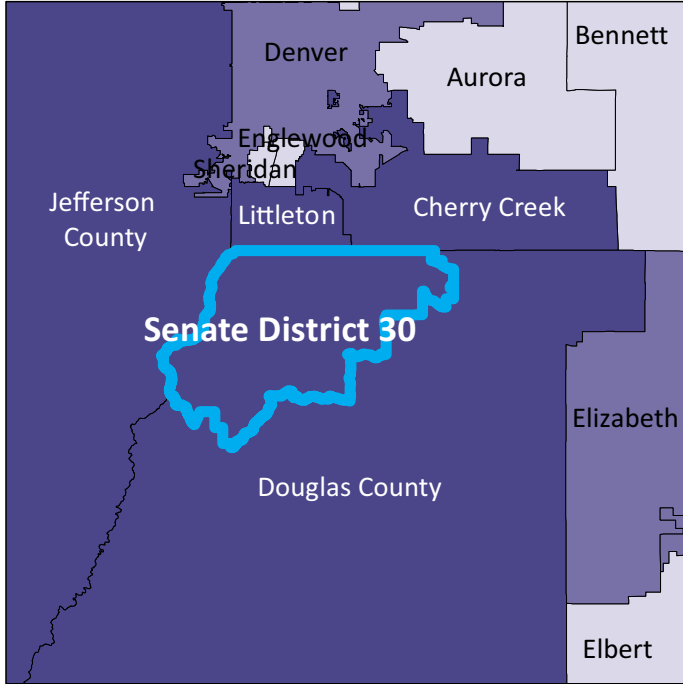


**Early Childhood Learning and Development:** Early childhood is a time of tremendous development and opportunity. High-quality early learning experiences help children build a strong foundation and set them up for success in kindergarten and beyond. The table below shows key early childhood indicators for the counties included in your district, with state-level data as a benchmark.

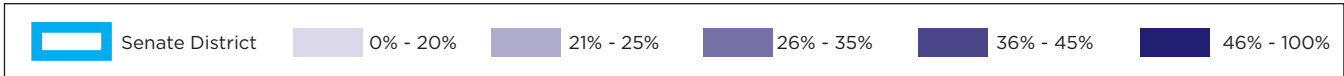
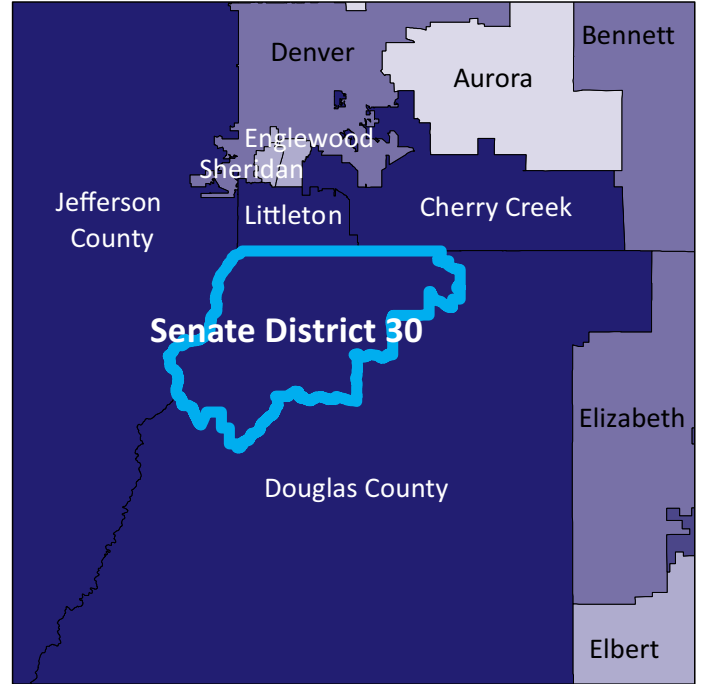
Early Childhood Learning and Development	Colorado	Douglas
3- and 4-Year-Olds Enrolled in Preschool (2010-2014)	50.3%	63.8%
Kindergartners Enrolled in a Full-Day Program (2015)	76.1%	54.8%
Substantiated Cases of Child Maltreatment for Children Under Age 8 (Rate per 1,000)	10.5	4.0

**Education:** All children deserve access to a high-quality educational environment that will help them develop into thoughtful, engaged adults. The maps below show the percentage of students who met or exceeded expectations across all grades assessed by the 2015 Colorado Measures of Academic Success (CMAS) in math and English Language Arts by school district.

**MATH**



**ENGLISH LANGUAGE ARTS**



The table below shows other key education indicators by school district, with state-level data as a benchmark.

Education	Colorado	Douglas
4th Graders Proficient in Reading (2015)	41.7%	51.7%
High School Graduation Rate (2015)	77.3%	90.0%
Students Requiring Remediation in College (2014 High School Graduates)	35.4%	25.9%

**Health:** In order to thrive, all children need adequate amounts of healthy food, plenty of opportunities for physical activity, and access to high-quality and affordable medical, dental and behavioral health care. The table below shows how children in your district are faring on indicators of child health, with state-level data as a benchmark.

Child and Maternal Health	Colorado	Douglas
Births to Women who Received Early Prenatal Care (2014)	80.1%	89.2%
Births to Women without a High School Diploma or GED (2014)	12.2%	2.0%
Uninsured Children, Ages 0-18 (2014)	6.3%	4.1%
Children Ages 0-18 Who Visited a Dentist or Dental Hygienist in Last 12 Months (2015)	77.2%	80.8%
Children Getting Recommended 60 Minutes of Daily Physical Activity (2013-2015)	44.2%	37.8%